

# JAZZ pedestals, towers, cabinets

Design by Christina Strand and Niels Hvass | Denmark

## QUALITY STANDARD

- LST EN 14073-1:2004
- LST EN 14073-2:2004

## TECHNICAL INFORMATION



### Cabinets

#### Carcass

- Made of white colour 16 mm MFC (melamine);
- The front edge is black by default, 2 mm ABS;
- All other edges are white, 1 mm ABS;
- Dimensions: 850x360-754/1138 mm.

#### Doors

- Made of two layers 12 mm MFC (melamine);
- Inner layer is black by default;
- Outer layer in red or white colour;
- Hinges: 155° opening angle with soft closing function;
- Without lock.

#### Metal legs

- Metal profile: 70x20 mm;
- Height levelling feet (+10 mm);
- Durable leg-frame welded construction;
- Dimensions: 848x356x75 mm;
- Black colour powder coated metal.

#### Plastic legs

- Black plastic height levelling feet, H=23 mm +10 mm.



### Towers

#### Carcass

- Made of white colour 16 mm MFC (melamine);
- The front edge is 1 mm ABS;
- Dimensions: 804x380x1156 mm (when it is open: 1480x380x1156 mm);
- Height levelling feet, H=18 mm +10 mm (black MDF by default).

#### Inside

- Front made of two layers 12 mm MFC (melamine);
- Inner layer is black by default, outer layer in red or white colour;
- Shelves and back panel 16 mm MFC (melamine), white colour by default;
- Runners opening: 680 mm (soft closing);
- 3 shelves for filling (fixed height);
- Load max. 50 kg.

#### Inner fabric panel and metal profile

- Panel and metal hanging accessories should be ordered separately;
- Panel – 3 mm fiber board coated with fabric and padded with 3 mm foam;
- Panel can be fixed with double strip. Strip will be attached to the panel in the factory;
- Painted metal profile is designed to protect small tools. Fixed to the shelf with screws.



### Mobile pedestals

#### Carcass

- Made of white colour 16 mm MFC (melamine);
- The front edge is black by default, 2 mm ABS;
- All other edges are white, 1 mm ABS;
- Dimensions: 294x580x512 mm.

#### Drawers

- Front made of two layers 12 mm MFC (melamine);
- Inner layer is black by default, outer layer in red or white colour;
- Drawer (1): white metal sided H=54 mm, L=500 mm without a full extension;
- Drawer (2): white metal sided H=86 mm, L=500 mm without a full extension;
- All drawers have soft closing function;
- Central locking (without anti-tilt);
- Load max. 25 kg for each drawer.

#### Castors

- The 2 front - with stopper brake;
- Wheel tread made of polyurethane (rubber for hard floor);
- Dimensions: D=65 mm, overall height – 75 mm.

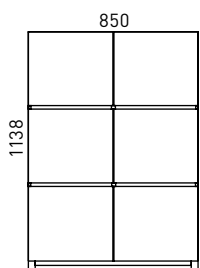
## MATERIALS

- Melamine: M1M1 (white/white), LLM1 (red/white);
- Metal: A (black).

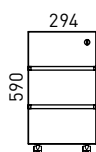
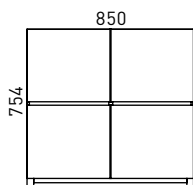
## GUARANTEE

- 5 years

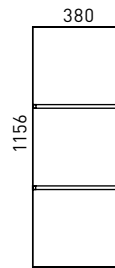
## RANGE



Cabinets



Mobile pedestals



Towers

## ORDERING EXAMPLE

### Tower code structure



DGE301 - LLM1

Product

Doors color

Carcass color

### Cabinet code structure



DGE300 - LLM1

Product

Doors colour

Carcass colour

### Must be ordered for **cabinet**



Metal frame with height adjustable feet (+10 mm)

OR



Plastic legs (4 pcs.)