



ITEK PRO is a collection of task chairs designed for intensive use positions. The family consists of chairs with a synchronized movement mechanism and swivel chairs with a gas lift mechanism, both equipped with a breathable mesh backrest.

The chairs with a synchronized movement mechanism also have a backrest with 5 locking positions. The seat is height and depth adjustable. All the chairs in the collection have height adjustable lumbar support and can incorporate fixed or adjustable arms.

ECOLOGY

ISO 14001 certificate [+info](#)
 INCLASS production processes are certified according to environmental standards ISO 14001 in order to minimise any impact on the environment.

QUALITY STANDARDS

ISO 9001 certificate [+info](#)
 The quality management system of INCLASS is certified in accordance with ISO 9001 in all the design, manufacturing and sales procedures of its products.

WARRANTY

5 years

FINISHES


Finishes book [+info](#)

Seat: Available in all fabrics and leathers indicated in our finishes book.


Backrest: available in a wide variety of meshes indicated in our finishes book.

Backrests in mesh

VELVET mesh



3D Mesh NETEX



Task chair with synchro mechanism and mesh backrest (black base)

Code: **ITP0020**



Swivel task chair with technical mesh backrest, adjustable lumbar support and synchronized movement. The seat height is adjustable.

Movement: weight-activated synchronized mechanism with tension fine-tuning by hex key. Five locking positions with safety unlocking function. Seat tilt angle up to 8° and backrest tilt angle up to 19°. Seat depth adjustment with a movement of +8cm. Integrated levers for height adjustment, seat depth and synchro movement locking.

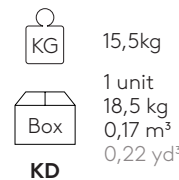
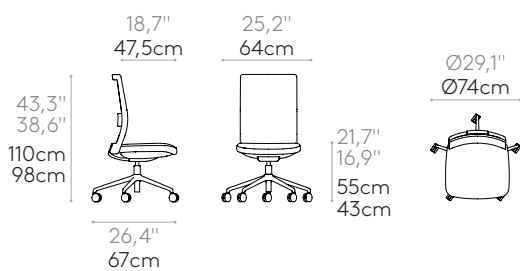
Lumbar support: adjustable lumbar support with a range of 8cm.

Seat finishes: in all the fabrics and leathers indicated in our finishes book.

Backrest finishes: breathable mesh in all the colours of the mesh collections: NETEX and VELVET.

Base: polyamide base with 5 spokes in black colour. Base in cast alluminum is available upon request.

Casters: Ø65mm twin wheel swivel casters with soft tread as standard. Casters with hard tread are available.



COM 140cm / 55,1" per unit	
1 unit	70cm 27,6"
8 or more units	50cm 19,7"

*COM will be priced as G2

Task chair with synchro mechanism and mesh backrest (white base)

Code: **ITP0010**



Swivel task chair with technical mesh backrest, adjustable lumbar support and synchronized movement. The seat height is adjustable.

Movement: weight-activated synchronized mechanism with tension fine-tuning by hex key. Five locking positions with safety unlocking function. Seat tilt angle up to 8° and backrest tilt angle up to 19°. Seat depth adjustment with a movement of +8cm. Integrated levers for height adjustment, seat depth and synchro movement locking.

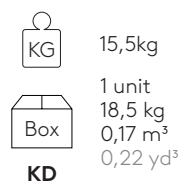
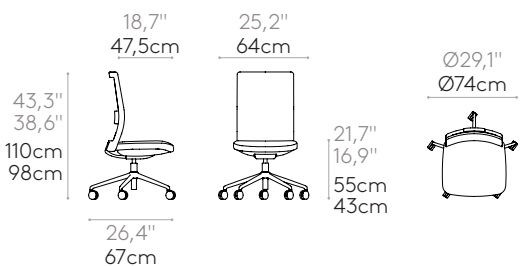
Lumbar support: adjustable lumbar support with a range of 8cm.

Seat finishes: in all the fabrics and leathers indicated in our finishes book.

Backrest finishes: breathable mesh in all the colours of the mesh collections: NETEX and VELVET.

Base: polyamide base with 5 spokes in white colour. Base in cast alluminum is available upon request.

Casters: Ø65mm twin wheel swivel casters with soft tread as standard. Casters with hard tread are available.



COM 140cm / 55,1" per unit	
1 unit	70cm 27,6"
8 or more units	50cm 19,7"

*COM will be priced as G2

Task chair with mesh backrest (black base)

Code: **ITP0040**



Swivel task chair with technical mesh backrest, adjustable lumbar support and gas lift column. The seat height is adjustable.

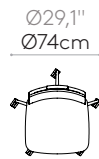
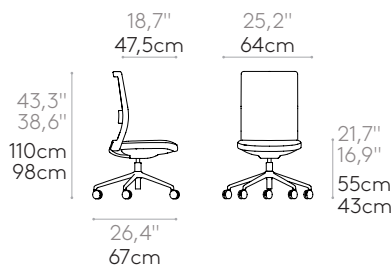
Lumbar support: adjustable lumbar support with a range of 8cm.

Seat finishes: in all the fabrics and leathers indicated in our finishes book.

Backrest finishes: breathable mesh in all the colours of the mesh collections: NETEX and VELVET.

Base: polyamide base with 5 spokes in black colour. Base in cast alluminum is available upon request.

Casters: Ø65mm twin wheel swivel casters with soft tread as standard. Casters with hard tread are available.



12,1kg



1 unit
15,1 kg
0,17 m³
0,22 yd³

KD

COM 140cm / 55,1" per unit

1 unit	70cm 27,6"
--------	---------------

8 or more units	50cm 19,7"
-----------------	---------------

*COM will be priced as G2

Task chair with mesh backrest (white base)

Code: **ITP0030**



Swivel task chair with technical mesh backrest, adjustable lumbar support and gas lift column. The seat height is adjustable.

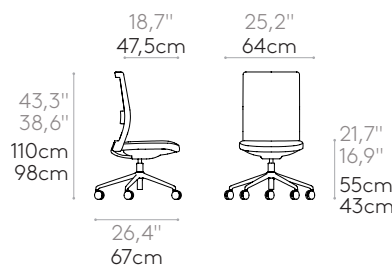
Lumbar support: adjustable lumbar support with a range of 8cm.

Seat finishes: in all the fabrics and leathers indicated in our finishes book.

Backrest finishes: breathable mesh in all the colours of the mesh collections: NETEX and VELVET.

Base: polyamide base with 5 spokes in white colour. Base in cast alluminum is available upon request.

Casters: Ø65mm twin wheel swivel casters with soft tread as standard. Casters with hard tread are available.



12,1kg



1 unit
15,1 kg
0,17 m³
0,22 yd³

KD

COM 140cm / 55,1" per unit

1 unit	70cm 27,6"
--------	---------------

8 or more units	50cm 19,7"
-----------------	---------------

*COM will be priced as G2

Counter stool with mesh backrest (black base)

Code: **ITP0120**



Swivel counter stool with technical mesh backrest, adjustable lumbar support and gas lift column. The seat height is adjustable.

Lumbar support: adjustable lumbar support with a range of 8cm.

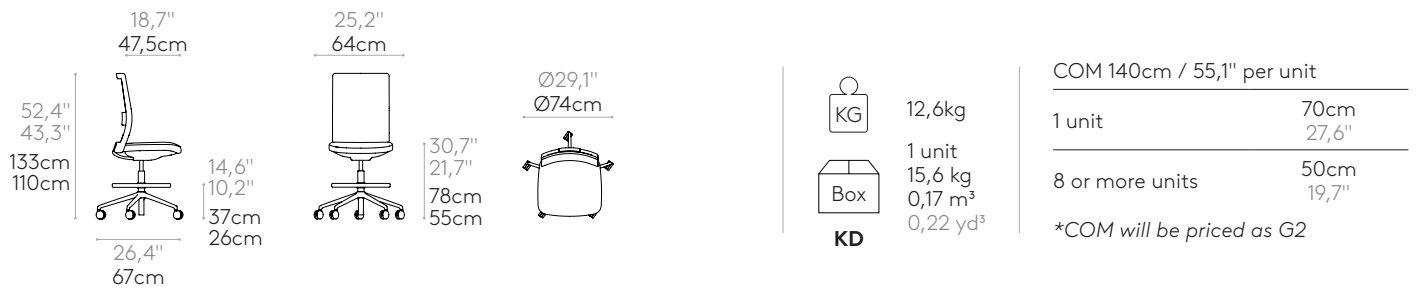
Seat finishes: in all the fabrics and leathers indicated in our finishes book.

Backrest finishes: breathable mesh in all the colours of the mesh collections: NETEX and VELVET.

Footrest: height adjustable footrest made of steel tube coated with black polyester paint.

Base: polyamide base with 5 spokes in black colour. Base in cast aluminum is available upon request.

Casters: Ø65mm twin wheel swivel casters with soft tread as standard. Casters with hard tread are available.



Counter stool with mesh backrest (white base)

Code: **ITP0110**



Swivel counter stool with technical mesh backrest, adjustable lumbar support and gas lift column. The seat height is adjustable.

Lumbar support: adjustable lumbar support with a range of 8cm.

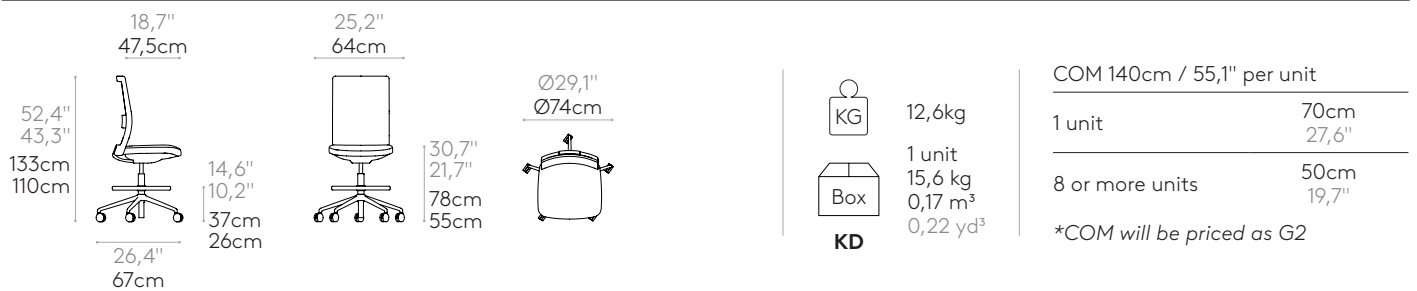
Seat finishes: in all the fabrics and leathers indicated in our finishes book.

Backrest finishes: breathable mesh in all the colours of the mesh collections: NETEX and VELVET.

Footrest: height adjustable footrest made of steel tube coated with white polyester paint.

Base: polyamide base with 5 spokes in white colour. Base in cast aluminum is available upon request.

Casters: Ø65mm twin wheel swivel casters with soft tread as standard. Casters with hard tread are available.



OPTIONAL ITEMS & ACCESSORIES

Set of fix arms

Code: **ITP0220**



Set of polyamide fix arms with arm pads in soft-touch integral polyurethane.
Available in white with armpads in grey or fully in black.
Adjustable in width.



29,7"
25"
75,5cm
63,5cm



38,8"
29,7"
98,5cm
75,5cm

KG 2kg

Set of 4D adjustable arms

Code: **ITP0210**



Set of polyamide 4D adjustable arms with arm pads in soft-touch integral polyurethane.
Available in white with armpads in grey or fully in black.
Adjustable in height, width, depth and arm pad rotation.








32,9"
24,6"
83,5cm
62,5cm



38,4"
29,3"
97,5cm
74,5cm

KG 2kg

OPTIONAL ITEMS & ACCESSORIES

	Code	Description
	ITP0250	Set of 5 twin wheel casters Ø65mm with hard tread (upcharge)
	ITP0260	Set of 5 fix glides
	ITP0270	Set of 5 fix glides with felt
	ITP0240	5 spoke base in polished aluminum + chromed column for chair (upcharge)
	ITP0242	5 spoke base + footrest in polished aluminum + chromed column for stool (upcharge)
	ITP0244	5 spoke painted aluminum base in black (upcharge)
	ITP0244	5 spoke painted aluminum base in white (upcharge)