

JAGGER DINING SOFA

Kristian Sofus Hansen & Tommy Hyldahl — 2023

ENVIRONMENT

Indoor

CATEGORY

Seating

MADE IN

Italy

MATERIAL

Plywood frame & cold cured foam filling

FABRIC

- 0 Grain | Cura | Chili | Step Melange | COM
- 1 Mumble | Remix | Fame
- 2 Barnum | Breeze Fusion | Canvas | Keiga
- 3 Fiord | Savanna | Zero* | Alpaca
- 4 Moss* | Safire | Sisu | Doré | Ismay | **Hallingdal**

LEATHER

- I Matara (faux)
- II Prestige
- III Spectrum

COM/COL available on request.

* ZERO REQUIRES CRIB 5 TREATMENT IN ORDER TO BE UK COMPLIANT.
ZERO AND MOSS REQUIRE INTERLINER TO COMPLY WITH US STANDARD
TEST, CAL117-2013. UPCHARGE WILL BE APPLIED

CARE

Follow care instructions on norr11.com

WARRANTY

2 years




Available as both a lounge and dining sofa, Jagger's bold, rounded contours draw inspiration from the expressive forms of the 70s sofa styles. Today, with a growing demand for elevated restaurant experiences, where interior design plays a pivotal role, the dining version stands as a true game-changer.

Its segmented design allows complete freedom to play with its shape opposed to traditional built-in solutions. Imagine its endless curvature in a restaurant, forming subtle arcs to nestle in a dining table. Or a grand hotel lobby where the lounge version gracefully winds through the space.

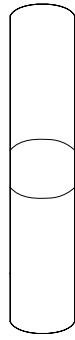
- Different variations of side finish for the connecting modules
- Optional 360-degree finish, so each module can be a stand-alone
- Option to create a two-sided sofa
- Click-Link system connects modules
- Available in two seating heights, suitable for lounging and for dining

SEGMENTS & DIMENSIONS



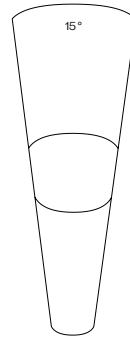
Jagger Dining
Single Segment

W 31 CM | D 74 CM
H 82 CM | SH 50 CM
SD 46 CM



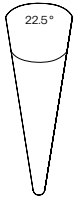
Jagger Dining
Double Segment

W 31 CM | D 122 CM
H 82 CM | SH 50 CM
SD 46 CM



Jagger Dining
Double Corner Segment

W^{MAX} 47 CM | D 122 CM
H 82 CM | SH 50 CM
SD 46 CM



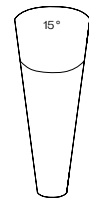
Jagger Dining
Corner Segment

W^{MAX} 31 CM | D 74 CM
H 82 CM | SH 50 CM
SD 46 CM



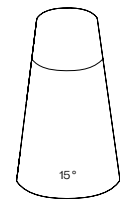
Jagger Dining
Curve Segment

W^{MAX} 32 CM | D 74 CM
H 82 CM | SH 50 CM
SD 46 CM



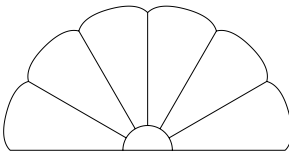
Jagger Dining
Soft Corner Segment

W^{MAX} 31 CM | D 74 CM
H 82 CM | SH 50 CM
SD 46 CM

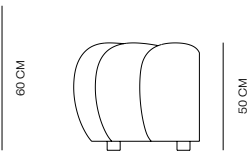


Jagger Dining
Soft Curve Segment

W^{MAX} 47 CM | D 74 CM
H 82 CM | SH 50 CM
SD 46 CM



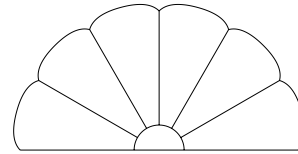
122 CM




50 CM

Jagger Dining
Half Circle

W 122 CM | D 60 CM
H 50 CM



122 CM



78 CM

Jagger Dining
Half Circle with Backrest

W 122 CM | D 60 CM
H 78 CM | SH 50 CM

PACKAGING DIMENSIONS & WEIGHT

Single Segment

W 32 CM | D 77 CM | H 84 CM
 NET WEIGHT: 4,0 KG
 GROSS WEIGHT: 7,0 KG

Double Segment

W 46 CM | D 123 CM | H 84 CM
 NET WEIGHT: 7,0 KG
 GROSS WEIGHT: 10,0 KG

Double Corner Segment

W 46 CM | D 123 CM | H 84 CM
 NET WEIGHT: 7,0 KG
 GROSS WEIGHT: 10,0 KG

Corner Segment

W 22 CM | D 88 CM | H 84 CM
 NET WEIGHT: 4,0 KG
 GROSS WEIGHT: 7,0 KG

Curve Segment

W 22 CM | D 88 CM | H 84 CM
 NET WEIGHT: 7,0 KG
 GROSS WEIGHT: 10,0 KG

Soft Corner Segment

W 32 CM | D 77 CM | H 84 CM
 NET WEIGHT: 4,0 KG
 GROSS WEIGHT: 7,0 KG

Soft Curve Segment

W 44 CM | D 80 CM | H 84 CM
 NET WEIGHT: 8,0 KG
 GROSS WEIGHT: 11,0 KG

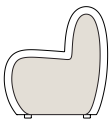
Half Circle

W 157 CM | D 45 CM | H 84 CM
 NET WEIGHT: 18,0 KG
 GROSS WEIGHT: 21,0 KG

Half Circle with Backrest

W TBD | D TBD | H TBD
 NET WEIGHT: TBD
 GROSS WEIGHT: TBD

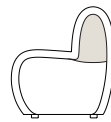
SIDE UPHOLSTERY COVERS



Single Segment Left



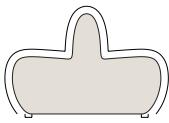
Single Segment Right



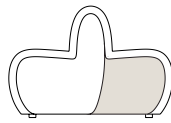
Single Segment Top Left



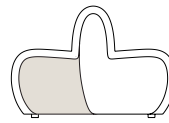
Single Segment Top Right



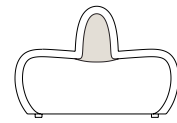
Double Segment Full



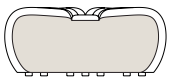
Double Segment Right



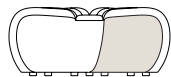
Double Segment Left



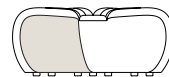
Double Segment Top



Half Circle Full



Half Circle Right



Half Circle Left