

JAGGER LOUNGE SOFA

Kristian Sofus Hansen & Tommy Hyldahl — 2023

ENVIRONMENT

Indoor

CATEGORY

Seating

MADE IN

Italy

MATERIAL

Plywood frame & cold cured foam filling

FABRIC

- 0 Grain | Cura | Chili | Step Melange | COM
- 1 Mumble | Remix | Fame
- 2 Barnum | Breeze Fusion | Canvas | Keiga
- 3 Fiord | Savanna | Zero* | Alpaca
- 4 Moss* | Safire | Sisu | Doré | Ismay | **Hallingdal**

LEATHER

- I Matara (faux)
- III Spectrum

COM/COL available on request.

* ZERO REQUIRES CRIB 5 TREATMENT IN ORDER TO BE UK COMPLIANT. ZERO AND MOSS REQUIRE INTERLINER TO COMPLY WITH US STANDARD TEST, CAL117-2013. UPCHARGE WILL BE APPLIED

CARE

Follow care instructions on norr11.com

WARRANTY

2 years




Available as both a lounge and dining sofa, Jagger's bold, rounded contours draw inspiration from the expressive forms of the 70s sofa styles. The lounge version offers lower seating, inspired by the sunken lounge sofas of that era.

Jagger took shape from a simple curve drawn on a piece of paper, rooted in the idea of creating an unrestricted form perfectly complementing its surrounding space. The design offers absolute freedom and flexibility, almost tailor-made to suit a room's dimensions and intended purpose.

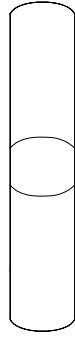
- Different variations of side finish for the connecting modules
- Optional 360-degree finish, so each module can be a stand-alone
- Option to create a two-sided sofa
- Click-Link system connects modules
- Available in two seating heights, suitable for lounging and for dining

SEGMENTS & DIMENSIONS



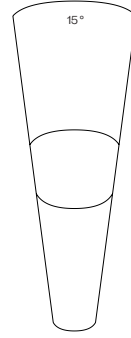
Jagger Lounge
Single Segment

W 31 CM | D 92 CM
H 73 CM | SH 42 CM
SD 57 CM



Jagger Lounge
Double Segment

W 31 CM | D 154 CM
H 73 CM | SH 42 CM
SD 57 CM



Jagger Lounge
Double Corner Segment

W^{MAX} 52 CM | D 154 CM
H 73 CM | SH 42 CM
SD 57 CM



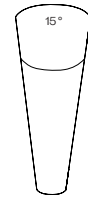
Jagger Lounge
Corner Segment

W^{MAX} 37 CM | D 92 CM
H 73 CM | SH 42 CM
SD 57 CM



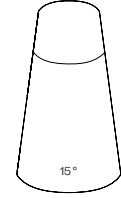
Jagger Lounge
Curve Segment

W^{MAX} 39 CM | D 92 CM
H 73 CM | SH 42 CM
SD 57 CM



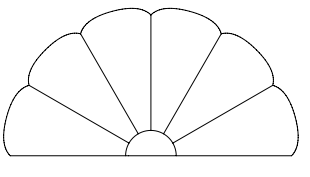
Jagger Lounge
Soft Corner Segment

W^{MAX} 35 CM | D 92 CM
H 73 CM | SH 42 CM
SD 57 CM



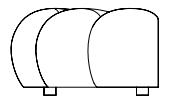
Jagger Lounge
Soft Curve Segment

W^{MAX} 50 CM | D 92 CM
H 73 CM | SH 42 CM
SD 57 CM



154 CM

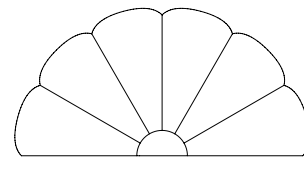
78 CM



42 CM

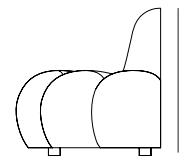
Jagger Lounge
Half Circle

W 154 CM | D 78 CM
H 42 CM



154 CM

78 CM



69 CM

Jagger Lounge
Half Circle with Backrest

W 154 CM | D 78 CM
H 69 CM | SH 42 CM

PACKAGING DIMENSIONS & WEIGHT

Single Segment

W 32 CM | D 93 CM | H 78 CM
 NET WEIGHT: 6,0 KG
 GROSS WEIGHT: 8,0 KG

Double Segment

W 34 CM | D 102 CM | H 78 CM
 NET WEIGHT: 9,5 KG
 GROSS WEIGHT: 10,3 KG

Double Corner Segment

W 34 CM | D 102 CM | H 78 CM
 NET WEIGHT: 8,0 KG
 GROSS WEIGHT: 9,0 KG

Corner Segment

W 34 CM | D 93 CM | H 78 CM
 NET WEIGHT: 8,0 KG
 GROSS WEIGHT: 9,0 KG

Curve Segment

W 34 CM | D 102 CM | H 78 CM
 NET WEIGHT: 11,0 KG
 GROSS WEIGHT: 12,0 KG

Soft Corner Segment

W 34 CM | D 93 CM | H 78 CM
 NET WEIGHT: 5,0 KG
 GROSS WEIGHT: 6,0 KG

Soft Curve Segment

W 50 CM | D 93 CM | H 78 CM
 NET WEIGHT: 9,0 KG
 GROSS WEIGHT: 12,0 KG

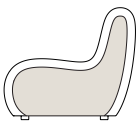
Half Circle

W 157 CM | D 77 CM | H 45 CM
 NET WEIGHT: 43,0 KG
 GROSS WEIGHT: 45,0 KG

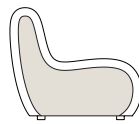
Half Circle with Backrest

W TBD | D TBD | H TBD
 NET WEIGHT: TBD
 GROSS WEIGHT: TBD

SIDE UPHOLSTERY COVERS



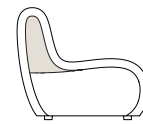
Single Segment Left



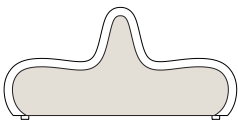
Single Segment Right



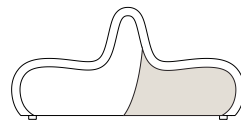
Single Segment Top Left



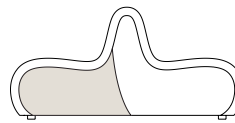
Single Segment Top Right



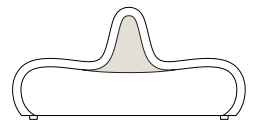
Double Segment Full



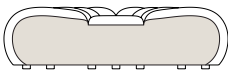
Double Segment Right



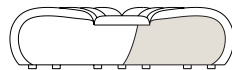
Double Segment Left



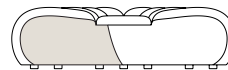
Double Segment Top



Half Circle Full



Half Circle Right



Half Circle Left