

# Drape

Sharp Precision and Soft Curves



**normann**  
C O P E N H A G E N

## Designed for Immense Comfort and Relaxation

Drape is a lounge chair collection characterized by its sharp precision and soft curves. The upholstery is “draped” around the chair giving an elegant and organic outline, inviting you to take a well-deserved rest.

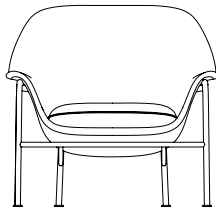
Drape is an uncompromising design, in which comfort and aesthetics go hand in hand. A hard molded PU foam shell w. steel reinforcement ensures stability and strength, while a soft molded PU Foam seat gives optimum comfort, as it shapes itself according to the body contours making it ideal for relaxation and leisure.



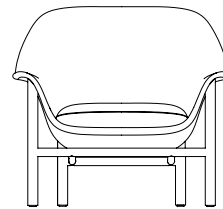
**normann**

C O P E N H A G E N


## Collection Overview



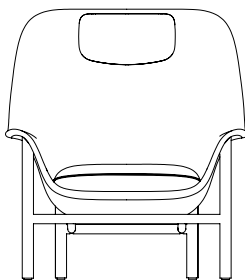
**Drape Lounge Chair low steel legs**  
H: 85 x W: 93 x D: 82 x SH: 43 cm




**Drape Lounge Chair low wood legs**  
H: 85 x W: 93 x D: 81 x SH: 43 cm




**Drape Lounge Chair high steel legs**  
H: 103 x W: 93 x D: 84 x SH: 43 cm



**Drape Lounge Chair high w. headrest wood legs**  
H: 103 x W: 93 x D: 84 x SH: 43 cm



**Drape Lounge Chair high w. headrest steel legs**  
H: 103 x W: 93 x D: 84 x SH: 43 cm



**Drape Lounge Chair high wood legs**  
H: 103 x W: 93 x D: 84 x SH: 43 cm



## Product Facts

### Description

Drape is an uncompromising design, in which comfort and aesthetics go hand in hand. A hard molded PU foam shell w. steel reinforcement ensures stability and strength, while a soft molded PU foam seat gives optimum comfort, as it shapes itself according to the body contours making it ideal for relaxation and leisure.

### Design

Simon Legald / 2022

### Material

Shell: Hard molded PU foam w. steel reinforcement  
Cushion: Soft molded PU foam  
Legs: Steel: Powder-coated steel. Wooden legs: Lacquered or painted and lacquered oak.

### Construction

A hard molded PU foam shell w. steel reinforcement ensures stability and strength, while a soft molded PU foam seat gives optimum comfort, as it shapes itself according to the body contours. Legs are either in powder-coated steel or wooden legs in lacquered oak or painted and lacquered oak.

### Maintenance

Textile: Clean with textile or upholstery cleaner.  
Leather: Clean with a damp cloth. Frequent vacuuming with a soft fitting is recommended both for textile and leather to preserve color and appearance. Correct care and maintenance is important in preserving a product's attributes and appearance. Please see our related [guide](#) for further recommendations.

### Accessories


Comes with PE glides. Felt glides can be purchased separately. See [Glides Overview](#).

**normann**

C O P E N H A G E N

## Material Options

### Steel legs




Grey




Black

### Wood legs



Oak



Black Oak

### Upholstery (available in all colors)

**Camira:** Synergy, Main Line Flax, Aquarius, Oceanic and Yoredale

**Kvadrat:** Remix 3, Canvas, Steelcut Trio, Hallingdal, Divina, Divina MD, Divina melange, Fiord, Vidar, Sahco Elle, Sahco Zero

**Sørensen Leather:** Ultra (*Piping and seat cover options in Ultra Leather are limited to the following four: Black 41599, Brandy 41574, Cognac 41598, Camel 41571*).



**normann**  
C O P E N H A G E N

# Contact

## Normann Copenhagen

Niels Hemmingsens Gade 12, 1153 Copenhagen, Denmark  
normann@normann-copenhagen.com  
+45 35 55 44 59

**normann**  
C O P E N H A G E N