

**viccarbe**

# Burin

---

Designed by Patricia Urquiola

Catalogue - EN



2018



## Patricia Urquiola

Patricia Urquiola was born in Oviedo (Spain) and currently lives and works in Milan.

She graduated from the Faculty of Architecture at the Technical University of Madrid in 1989, after completing a thesis with Achille Castiglioni. From 1990 to 1992, she was assistant lecturer to both Achille Castiglioni and Eugenio Bettinelli at the Milan Polytechnic and the E.N.S.C.I. in Paris.

She is currently working in her own practice in Milan in the fields of design, exhibitions, art direction and architecture. Patricia Urquiola works for Alessi, B&B, Kartell, Molteni, Moroso, Coalesse and VICCARBE.



# BURIN

## Shape & character

Table designed by Patricia Urquiola, 2018

*“There is a fine line between the ambition to achieve iconic design and functional design at the same time, a line between the personality of the author and the role that a table should play in a collective or private space.”*

The rules of the game are broken. The boundaries between spaces are blurred. What in the past we were used to understand as workspaces, today have become friendly living rooms or quiet libraries spaces.

The reference boutique hotels and cafés want to be co-working spaces. Households prepare for co-living. And—above all—they take values such as flexibility for granted.

But in all these spaces, in all these places for people, there is a value sine qua non to the condition of the human being. In all of them there is the search for well-being, self-realization and freedom of expression. In all of them, one expects to experience the feeling of comfort. There is therefore a fine line between the

ambition to achieve iconic design and functional design at the same time, a line between the personality of the author and the role that a table should play in a collective or private space.

With Patricia Urquiola, we learned to look for new ways of constructing, to make use of materials that the classic furniture industry would not have contemplated. We also learned to project a continuity within the collection. In Burin's case, it would happen at the time when we were expanding an existing family, but also with the use of rotational polyethylene in the manufacture of its base. The moment when we opened the doors to this material comes to mind: 2006 gave us the Last Minute stool and its seat in this same rotomolded polyethylene.

On this page set of a Burin table with matt oak table top and black base with Quadra chair. Project: Residence on Gran Vía Marqués del Turia, Spain. Studio: fos Studio. Photography: Germán Saiz. Styling: Ángela Esteban Librero







On these pages, a set of a Burin table with Copa chairs. Project: The Terminal Hub, Spain. Photography: Jorge Peiró





#### BURIN IN LARGE SIZES

It is fascinating how the use of an unconventional component has managed to democratize this statement-base table without losing an ounce of character or distinction. Combined with different tabletops, the Burin table maintains a balance between durability and elegance, and by doubling or tripling its base, it becomes a large-format table with a presence defined by clean, simple lines

On the left page, a set of a Burin table with Copa cantilever chairs. Project: The Terminal Hub, Spain. Photography: Jorge Peiró





The personal and versatile character of the Burin table unfolds its possibilities through the leather finish applied to its base. This detail fits the piece's silhouette perfectly, defining and enhancing its curves with double stitching. A combination of elegance and timelessness enriched by the intangible value of craftsmanship.

From a private office to a meeting room, as well as residential or hospitality environments, the Burin table with a leather-clad base

meets both functional needs and the aesthetic demands of interior design. In any of its dimensions, and paired with the full range of available tabletops, it brings harmony and restraint to high-end projects while offering all the technical performance required by contemporary spaces.

Burin's curves are dressed in leather, imagining spaces where serenity and character come together naturally.

On the left page, bases upholstered in leather




# Same silhouette, new skin





On these pages, Burin table with upholstered bases and Season chairs





True to Viccarbe's sensibility for timeless materials, marble brings with it the quiet memory of time. Its unique veining and natural elegance add depth and distinction to every piece, bringing a sense of calm permanence and refined beauty to contemporary spaces. With its serene strength and sculptural presence, marble adds a sense of refined sobriety to any setting. Available in multiple sizes, it becomes a reliable choice for creating elegant meeting areas where proportion, materiality, and design speak the language of timeless sophistication. Marble fills the room and invites unhurried moments, inspiration, and conversation among those gathered at the table.

## Natural uniqueness

On the left page, Burin table with marble table top and Noha chair



ELEGANT FUNCTIONALITY

In smaller formats, the marble tabletop retains its refined presence while offering full functionality. Ideal for contemporary environments, it naturally blends with different styles, creating versatile compositions that bring balance, character, and sophistication to meeting rooms, living areas, transitional spaces, and also homes. In such settings, the choice of white Carrara adds brightness and a sense of spaciousness, pairing perfectly with other noble materials such as wood or ceramic.



On the right page, Burin table with marble table top and Perxa chair







On these pages, Burin table with marble table top and Noha chair



On these pages, Burin table with marble table top and Copa chair





# An environmentally




# friendly process

Rarely does the industrial process of a design make big headlines. However, from the perspective of sustainability, this is precisely the benefit of a design. Industrialization has given us the possibility to make life easier for society and to share our Mediterranean lifestyle. It has opened the door to innovative product categories capable of responding to new contexts, behaviors and moments with the best designers and architects in the world. We learned about artisan processes but, over the years, we found the opportunity to evolve to find ways to create that are more efficient and sustainable over time, ways which are more respectful of the environment.

In the case of Burin, its base is made through a mold in which the pellets are rotated and gradually molded into a base that will later not only be resistant and durable over time for decades, but also totally recyclable. Beauty is, without a doubt, on the inside.

Pictures during the manufacturing process of a Burin table





On this pages, Burin table with marble  
table top and Perxa chair

THE TABLE WHERE MOMENTS HAPPEN

In hospitality settings, the marble tabletop becomes more than just a surface—it turns into the central piece where moments unfold. It brings balance between elegance and visual strength, adding a distinguished, high-end touch that elevates the atmosphere and enhances the overall experience with understated sophistication. A reliable choice in both colors, depending on the interior design and architecture of the space.





Burin table

			
Burin H74 70x70 cm / H29.13" 27.56"x27.56"	Burin H74 80x80 cm / H29.13" 31.50"x31.50"	Burin H74 D70 cm / H29.13" D27.56"	Burin H74 D120 cm / H29.13" D47.24"
			
Burin H102 80x80 cm / H40.16" 31.50"x31.50"	Burin H102 D100 cm / H40.16" D39.37"	Burin H74 100x100 cm / H29.13" 39.37"x39.37"	Burin H74 D150 cm / H29.13" D59"

	
Burin double base H74 L240 cm / H29.13" L94.48" with powerbox	Burin double base H74 L240 cm / H29.13" L94.48"
	
Burin central base H 74 D150 cm / H29.13" D59.05" with pop-up sockets	Burin triple base H74 L350 cm / H29.13" L889" with pop-up sockets

Connectivity



- 1. Powerbox
- 2. Pop-up sockets
- 3. Under table powerbox




**viccarbe**




HEIGHT 74 | 29<sup>3</sup>/<sub>4</sub>

Table round 60 | 23<sup>5</sup>/<sub>8</sub>



HEIGHT 74 | 29<sup>3</sup>/<sub>4</sub>

Table round 80 | 31<sup>1</sup>/<sub>2</sub>



HEIGHT 74 | 29<sup>3</sup>/<sub>4</sub>

Table round 120 | 47<sup>1</sup>/<sub>4</sub>

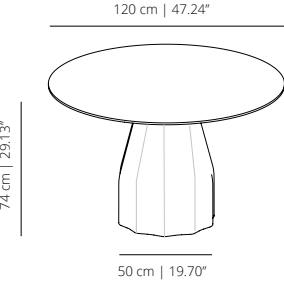


Table round 70 | 27<sup>61</sup>/<sub>64</sub>

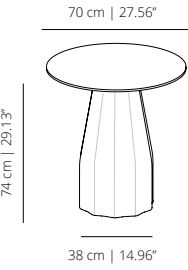


Table round 100 | 39<sup>3</sup>/<sub>8</sub>


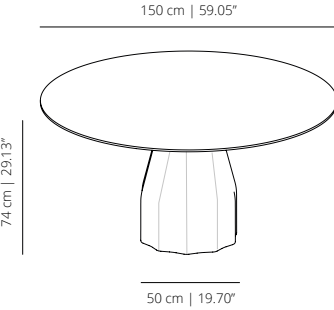
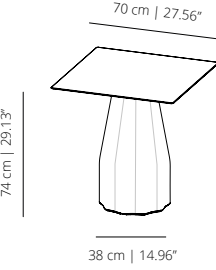


Table round 150 | 59<sup>1</sup>/<sub>16</sub>



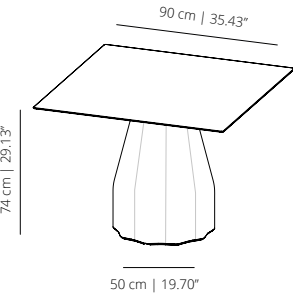
HEIGHT 74 | 29<sup>3</sup>/<sub>4</sub>

Table 70x70 | 27<sup>61</sup>/<sub>64</sub> x 27<sup>61</sup>/<sub>64</sub>



HEIGHT 74 | 29<sup>3</sup>/<sub>4</sub>

Table 90x90 | 35<sup>7</sup>/<sub>16</sub> x 35<sup>7</sup>/<sub>16</sub>



HEIGHT 74 | 29<sup>3</sup>/<sub>4</sub>

Table 120x120 | 47,2" x 47,2"

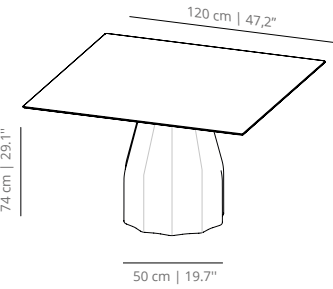


Table 80x80 | 31<sup>1</sup>/<sub>2</sub> x 31<sup>1</sup>/<sub>2</sub>

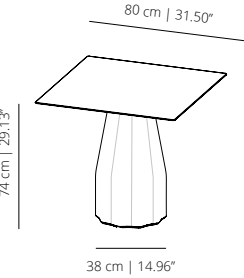
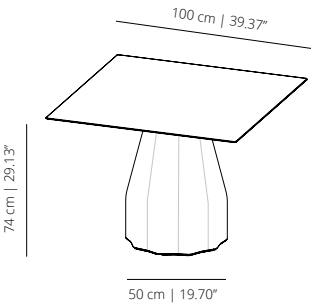


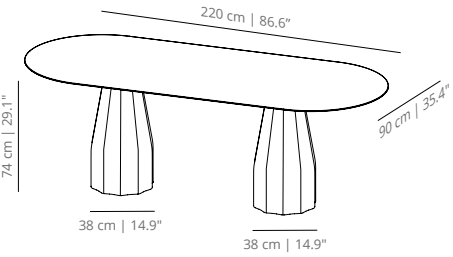
Table 100x100 | 39.37" x 39.37"





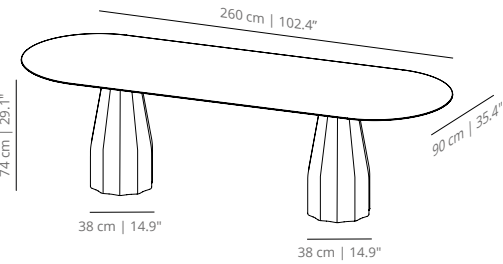
HEIGHT 74 | 29<sup>3</sup>/<sub>4</sub>

Table 220x90 | 86<sup>5</sup>/<sub>8</sub> x 35<sup>7</sup>/<sub>16</sub>



HEIGHT 74 | 29<sup>3</sup>/<sub>4</sub>

Table 260x90 | 102<sup>3</sup>/<sub>8</sub> x 35<sup>7</sup>/<sub>16</sub>



HEIGHT 74 | 29<sup>3</sup>/<sub>4</sub>

Table 300x90 | 118<sup>1</sup>/<sub>8</sub> x 35<sup>7</sup>/<sub>16</sub>

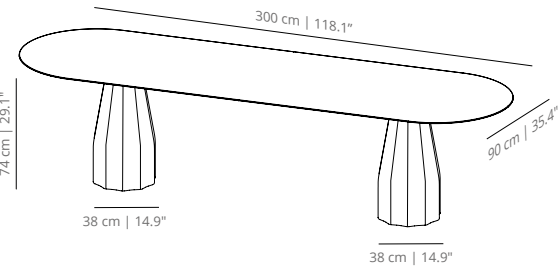


Table 240x90 | 94<sup>1</sup>/<sub>2</sub> x 35<sup>7</sup>/<sub>16</sub>

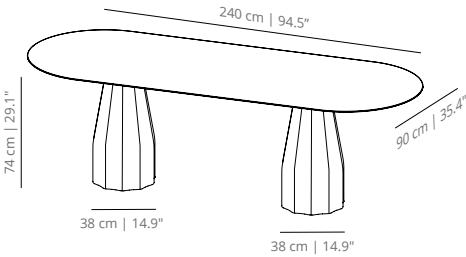
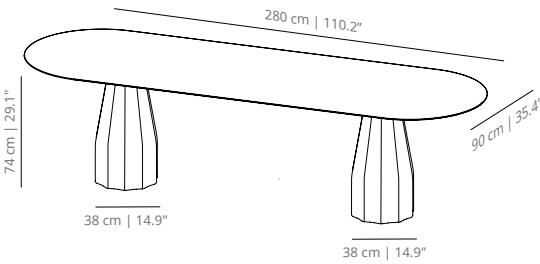
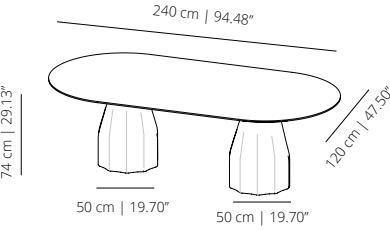


Table 280x90 | 110<sup>1</sup>/<sub>4</sub> x 35<sup>7</sup>/<sub>16</sub>



HEIGHT 74 | 29<sup>3</sup>/<sub>4</sub>

Table 240x120 | 94<sup>1</sup>/<sub>2</sub> x 47<sup>1</sup>/<sub>4</sub>



HEIGHT 74 | 29<sup>3</sup>/<sub>4</sub>

Table 500x150 | 196<sup>7</sup>/<sub>2</sub> x 59<sup>1</sup>/<sub>8</sub>

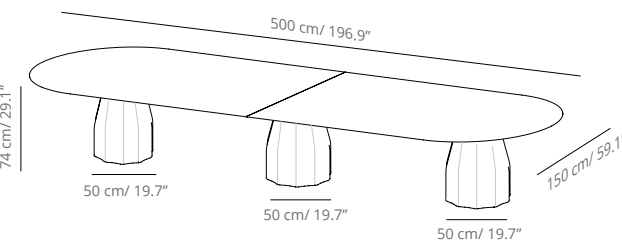
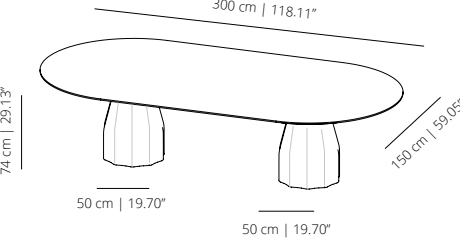


Table 300x150 | 118<sup>7</sup>/<sub>64</sub> x 59<sup>1</sup>/<sub>16</sub>





HEIGHT 102 | 40<sup>3</sup>/<sub>16</sub>

Table round 60 | 23<sup>5</sup>/<sub>8</sub>

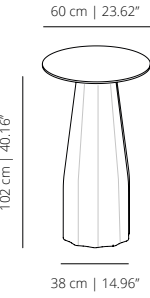
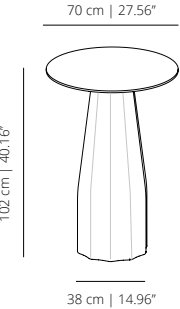


Table round 70 | 27<sup>61</sup>/<sub>64</sub>



HEIGHT 102 | 40<sup>3</sup>/<sub>16</sub>

Table round 80 | 31<sup>1</sup>/<sub>2</sub>

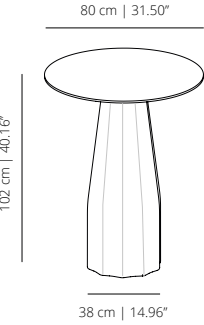



Table round 100 | 39<sup>3</sup>/<sub>8</sub>



HEIGHT 102 | 40<sup>3</sup>/<sub>16</sub>

Table 70x70 | 27<sup>61</sup>/<sub>64</sub> x 27<sup>61</sup>/<sub>64</sub>

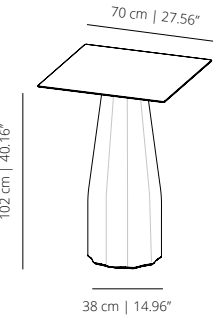
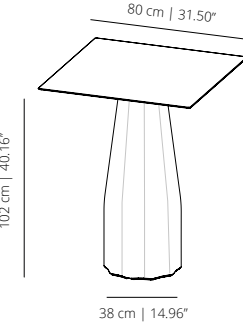


Table 80x80 | 31<sup>1</sup>/<sub>2</sub> x 31<sup>1</sup>/<sub>2</sub>



**NOTE:** The 300x150 cm marble tabletop is divided into 2 sections as the 500x150 cm table.

HEIGHT 102 | 40<sup>3</sup>/<sub>16</sub>

Table 220x90 | 86<sup>5</sup>/<sub>8</sub> x 35<sup>7</sup>/<sub>16</sub>

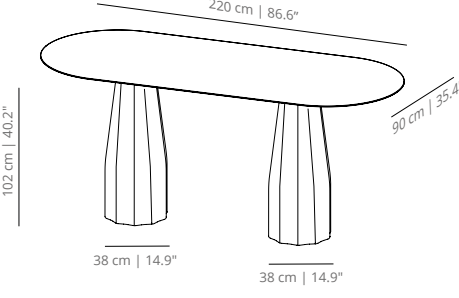
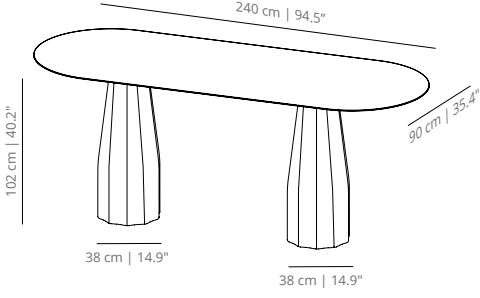


Table 240x90 | 94<sup>1</sup>/<sub>2</sub> x 35<sup>7</sup>/<sub>16</sub>



HEIGHT 102 | 40<sup>3</sup>/<sub>16</sub>

Table 260x90 | 102<sup>3</sup>/<sub>8</sub> x 35<sup>7</sup>/<sub>16</sub>

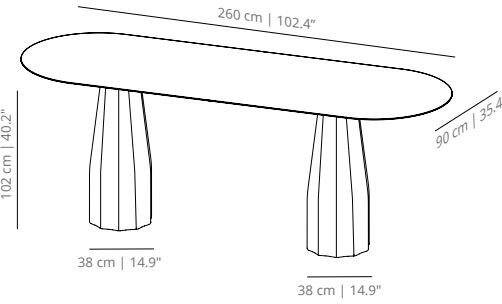
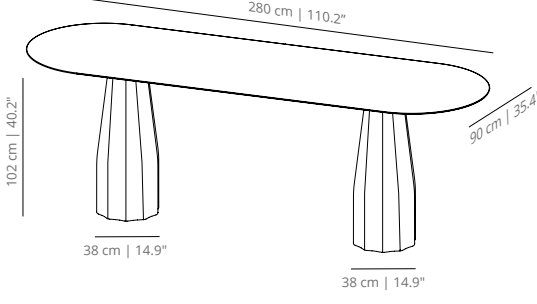
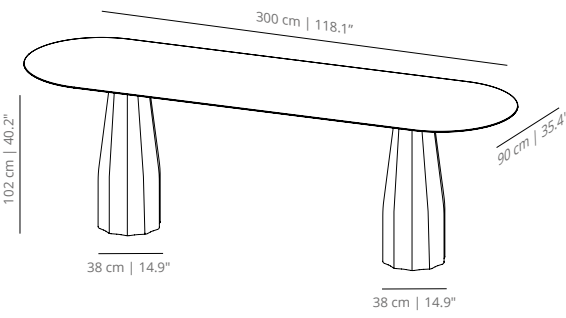


Table 280x90 | 110<sup>1</sup>/<sub>4</sub> x 35<sup>7</sup>/<sub>16</sub>




HEIGHT 102 | 40<sup>3</sup>/<sub>16</sub>

Table 300x90 | 118<sup>1</sup>/<sub>8</sub> x 35<sup>7</sup>/<sub>16</sub>





SEATING CAPACITY

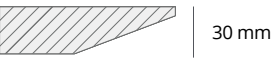


*\*Seats calculated using Aleta chair, might differ when choosing other models*

TABLETOPS MATERIALS


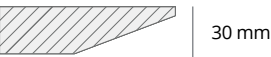
MDF - STAINED & LACQUERED

The 30 mm thick cover or work surface is made with microtextured MDF. It is lacquered with one of our collection's finishes. It also comes with a solid oak veneer, stained in mate, cognac or ash. Available in high resistance materials such as HPL with MDF for heavy contract use.




HPL WITH MDF

High pressure HPL laminate in black or white on a 30 mm thick MDF board with stained edges in transparent.



COMPACT

12 mm thick compact laminated table top. The edge can be in black or white. With a black edge, the surface of the tabletop can be black, white, beige or carob; for a white edge, it can be white.



*\*In HPL boards with MDF, the cocoa and laurel colors correspond to FENIX® references 0749 and 0717.*

*\*\*In compact boards, the beige and carob colours correspond to Cappuccino and Carruba from the Puricelli swatch.*



MELAMINE


Melamine (LPL) thickness 19 mm with 1,5 mm PVC edge, in black or white.



19 mm



black



white


MARBLE

20 mm natural marble table top, available in classic white Carrara or green Alpi -both with honed finish-, resting on a 16 mm support for added stability.

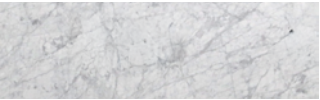


20 mm

16 mm




green Alpi





white Carrara


MARBLE WARNINGS


Due to its natural condition, each piece of marble is unique, so its tone and appearance may vary. For this reason, reference images should not be considered an exact guide to the final product, and physical samples are not provided.

 **3-meter model – Continuous pattern**  
Both halves are cut from a single marble slab, allowing for continuous veining across the surface and creating a harmonious, seamless appearance.

 **5-meter model – Bookmatched pattern**  
The tabletop is made from two adjacent slabs cut from the same marble block. The veining mirrors itself at the center, creating a symmetrical and striking visual effect known as bookmatching.

 Due to its weight and fragility, the marble top is shipped in specialized packaging designed to ensure safe transport. This includes an impact detector label that allows verification of whether the delivery has been handled properly.


 Marble requires special care due to its natural properties. It is essential to consult the maintenance manual available on our website to maintain the validity of the product warranty.

 Installation must be carried out by a qualified professional team. The user manual included inside the packaging provides detailed instructions for proper handling and assembly, including the exact number of people required for a safe and correct installation.

BASE OPTIONS

ROTO-MOULDED POLYETHYLENE

Central support available in white, black or taupe.



white  
RAL 9003



black  
RAL 9005



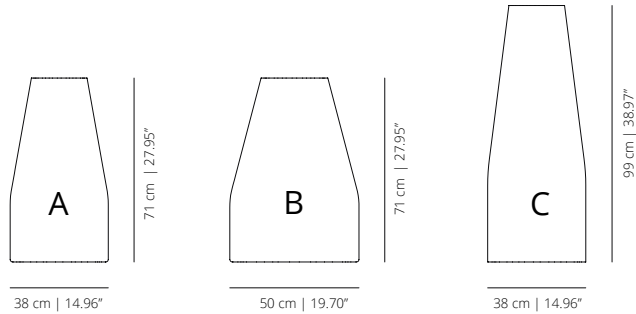
taupe  
RAL 1019

UPHOLSTERED IN LEATHER

Central support upholstered in leathers from our collection.

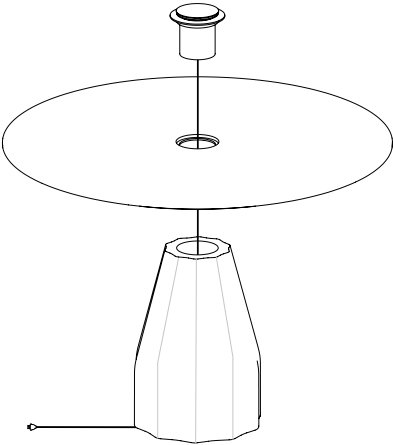


Heights and types of bases available:



Range of tops for base A: D60 - D100 | 60x60 - 80x80  
D23.62" - D39.37" | 23.62"x23.62" - 31.49"x 31.49"  
Range of tops for base B: D120 - D150 | 90x90 - 100x100 - 140x140  
D47.24" - D59.05" | 39.37"x39.37" - 55.11"x55.11"  
Range of tops for base C: D60 - D100 | 70x70 - 80x80  
D23.62" - D39.37" | 27.55"x27.55" - 31.49"x 31.49"

Different electrification options:




Aleta Executive chair has EPDs available.  
Access the full collection of EPDs at [environdec.com](https://www.environdec.com)







**Cut out.** Table top custom cut out.



**Table top hatch.** Metallic hatch access to the lower part of the table. Available in white, black or grey. Does not include power options. Dimensions: 32x15 cm | 12.59"x5.90".



**Table top hatch plus.** Metallic hatch access to the lower part of the table for wooden table tops. Metal frame available in black or grey and central part in the veneer of the finish of the table. Does not include power options. Dimensions: 32x15 cm | 12.59"x5.90"



**Table top hatch powerbox.** Metallic hatch with 4 sockets or combined with built-in multimedia devices. Available in white, black or grey. Dimensions: 32x15 cm | 12.59"x5.90"



**Power box for table top plus.** Metallic hatch with 4 sockets or combined with built-in multimedia devices. Available in white, black or grey. Dimensions: 32x15 cm | 12.59"x5.90"



**Pop-up sockets.** Built-in pop-up socket cylinder made of stainless steel can have 2 Schuko sockets or 1 Schuko socket + 2 USB hubs. For different configurations, contact the sales department. The cylinder is hidden and pops up by gently pressing on it, offering the possibility of connection on four sides.



**Hidden hatch set for marble.** Built-in marble hatch, with the same material and finish as the table top. Only available for marble table tops. Includes wire management devices.



**Under table powerbox.** Powerbox available with 2 sockets or combined with built-in multimedia devices.



**USB hub with battery.** USB hub with two USB device charging ports without being plugged into electric current. It's needed to buy the battery charging tray to charge the USB hub battery.



**Battery charging tray.** Battery charging tray. Charges up to four stations simultaneously in 7 hours.

## Let's talk

*We want to help you find the best designs for your project. Get in touch and our team will get back to you as soon as possible.*

+ CONTACT US



